



40

Average Age

Age Breakdown

<30	22%
31-40	25%
41+	54%

ALM in History

- Capstone track
- Thesis track


115

Degree Candidates

While Earning the Degree

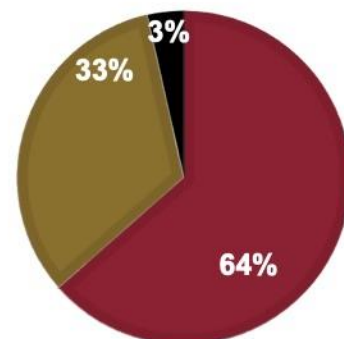
- 20% Live in MA
- 75% Live Outside MA
- 5% Live Outside the U.S.

REASONS FOR PURSUING THE DEGREE



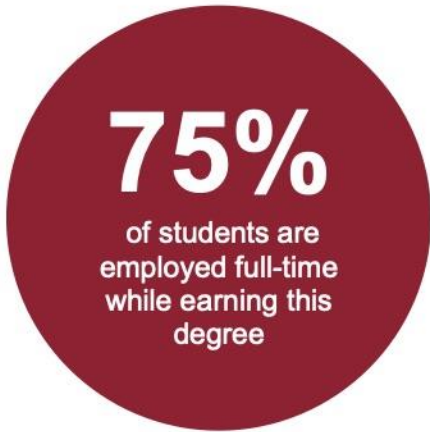
AVG # OF COURSES TAKEN PER SEMESTER

■ 1 COURSE ■ 2 COURSES ■ 3 COURSES



Graduate Certificate:

American Literature and Culture



Average Years of Professional Experience in the Field:

18
years

5 years
Average time to graduation



72%

Graduation Rate

98%
of recent graduates would recommend the program

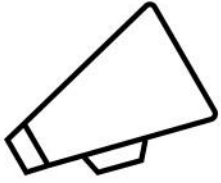
Select Job Titles Held by Our Graduates

TEACHER

ASSISTANT PROFESSOR

HEAD COUNSELOR

LIBRARY TECHNICIAN



Alumni Comment Corner

The faculty is by far the best I have experienced. I have graduated from four universities and have been exposed to countless professors and teachers. Nowhere other than Harvard have I seen such devotion to student success and nowhere else have I received an education of similar quality. The resources available at Harvard are exceptional and encourage discovery. Intellectual curiosity at Harvard was rewarded, not discouraged or punished. The faculty and resources are what make this program. I'm grateful that Extension is based on earning one's admission.

I loved my experience at Harvard Extension. The diversity among students and faculty was so rich and made for a great learning atmosphere. I met some great people, and the abundance of resources really stimulated my intellectual curiosity. I wish I were still taking classes!

Fast Facts About History Certificate Earners

Graduate Certificate

American Literature and Culture

Tracks

- Capstone Track
- Thesis Track

Age Breakdown

- <30: 22%
- 31-40: 25%
- 41+: 54%

Average Age

40

Where Students Live While Earning the Degree

- Live in MA: 20%
- Live Outside MA: 75%
- Live Outside the U.S.: 5%

Number of Degree Candidates

115

Percent of Students Employed Full Time While Earning the Degree

75%

Average Years of Paid Experience

18

Select Job Titles Held by Our Graduates

- Teacher
- Assistant Professor
- Head Counselor
- Library Technician
- Graduate Assistant

Reasons for Pursuing a Certificate

- Career Change: 22%

- Prep for Grad School: 10%
- Career Advancement: 17%
- Personal Enrichment: 51%

Avg # of Courses Taken Per Semester

- 1 course: 63%
- 2 courses: 33%
- 3 courses: 3%
- 4 courses: 1%

Average Time to Graduation

5 years

Graduation Rate

72%

Percent of Recent Grads Who'd Recommend the Program

98%

Alumni Comment Corner

“The faculty is by far the best I have experienced. I have graduated from four universities and have been exposed to countless professors and teachers. Nowhere other than Harvard have I seen such devotion to student success and nowhere else have I received an education of similar quality. The resources available at Harvard are exceptional and encourage discovery. Intellectual curiosity at Harvard was rewarded, not discouraged or punished. The faculty and resources are what make this program. I’m grateful that Extension is based on earning one’s admission.”

“I loved my experience at Harvard Extension. The diversity among students and faculty was so rich and made for a great learning atmosphere. I met some great people, and the abundance of resources really stimulated my intellectual curiosity. I wish I were still taking classes!”

Data pertains to academic year 2020-21