



45

Average Age

Age Breakdown

<30	14%
31-40	11%
41+	75%

ALM in Religion

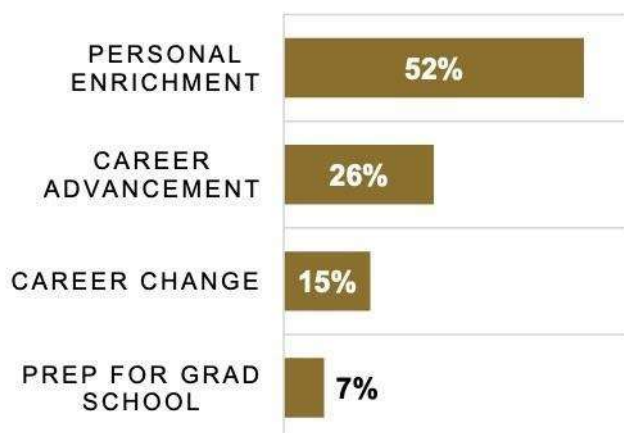
Capstone track

Thesis track

31

Degree Candidates

REASONS FOR PURSUING THE DEGREE

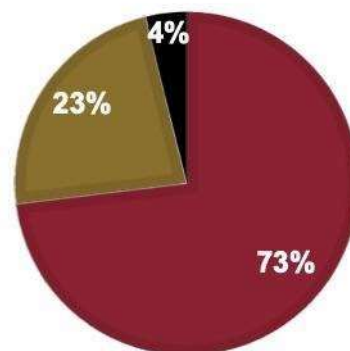


While Earning the Degree

- 21% Live in MA
- 75% Live Outside MA
- 4% Live Outside the U.S.

AVG # OF COURSES TAKEN PER SEMESTER

■ 1 COURSE ■ 2 COURSES ■ 3 COURSES



Graduate Certificates:

- *Religions of the World*
- *Religious Studies and Education*
- *Social Justice*

78%

of students are employed full-time while earning this degree

Average Years of Professional Experience in the Field:

10
years

5 years

Average time to graduation

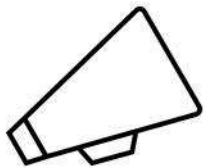


62%

Graduation Rate

94%

of recent graduates would recommend the program



Alumni Comment Corner

Coming from an undergraduate business degree, I really enjoyed the variety of classes I could take in the liberal arts with a concentration in religion and social justice. I now feel I have a completed education that's both practical and theoretical.

Stephen Shoemaker was instrumental in me finishing my program. He works so hard to guide each of his individual students and incorporates research methodology into his classes in a way that benefits everyone despite their vastly different project topics. He works tirelessly with students, and if anyone is struggling, he works to meet students halfway but doesn't sacrifice the integrity of the program. He pushes students to strive for excellence but is flexible when it is needed. I could not speak more highly of Dr. Shoemaker.

Fast Facts About the Religion Degree Program

Master of Liberal Arts, Religion

- Capstone Track
- Thesis Track

Graduate Certificates

- Religions of the World
- Religious Studies and Education
- Social Justice

Age Breakdown

- <30: 14%
- 31-40: 11%
- 41+: 75%

Average Age

45

Where Students Live While Earning the Degree

- Live in MA: 21%
- Live Outside MA: 75%
- Live Outside the U.S.: 4%

Number of Degree Candidates

31

Percent of Students Employed Full Time While Earning the Degree

78%

Average Years of Professional Experience in the Field

10

Reasons for Pursuing a Certificate

- Career Change: 15%
- Prep for Grad School: 7%
- Career Advancement: 26%
- Personal Enrichment: 52%

Avg # of Courses Taken Per Semester

- 1 course: 73%

- 2 courses: 23%
- 3 courses: 4%

Average Time to Graduation

5 years

Graduation Rate

62%

Percent of Recent Grads Who Would Recommend the Program

94%

Alumni Comment Corner

“Coming from an undergraduate business degree, I really enjoyed the variety of classes I could take in the liberal arts with a concentration in religion and social justice. I now feel I have a completed education that’s both practical and theoretical.”

“Stephen Shoemaker was instrumental in me finishing my program. He works so hard to guide each of his individual students and incorporates research methodology into his classes in a way that benefits everyone despite their vastly different project topics. He works tirelessly with students, and if anyone is struggling, he works to meet students halfway but doesn’t sacrifice the integrity of the program. He pushes students to strive for excellence but is flexible when it is needed. I could not speak more highly of Dr. Shoemaker.”

Data pertains to academic year 2020-21.