

Confessions of a converted lecturer



25th Anniversary of Bilingual Education in the Netherlands
Europees Platform
Utrecht, Netherlands, 26 November 2014



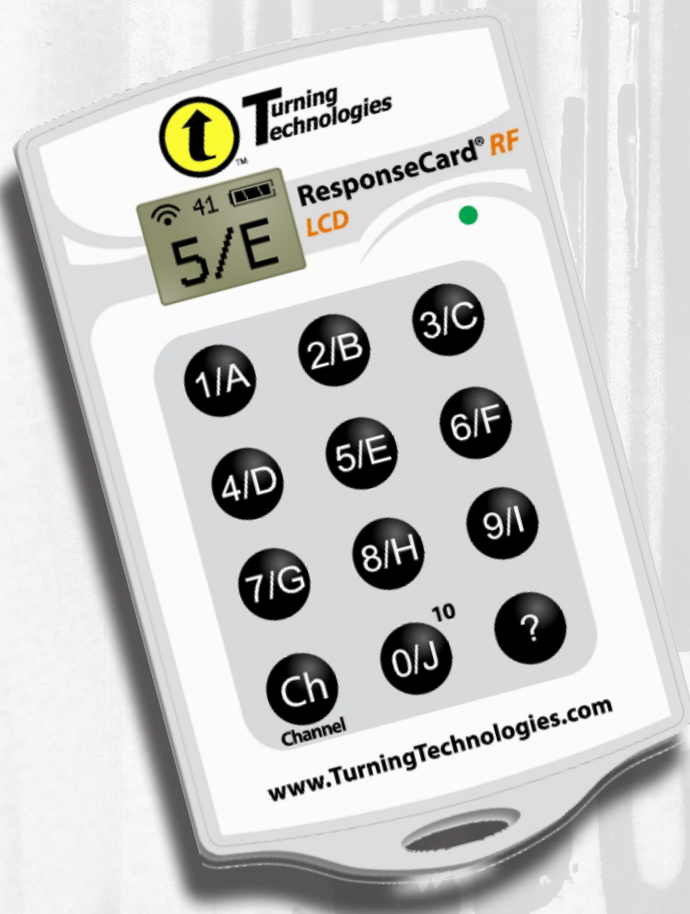
Confessions of a converted lecturer



@eric_mazur

25th Anniversary of Bilingual Education in the Netherlands
Europees Platform
Utrecht, Netherlands, 26 November 2014





- no ON/OFF button
- only last "click" counts
- display shows recorded answer



www.TurningTechnologies.com



unique ID on back of clicker

Think of something you are good at

EDUCACION

Think of something you are good at

How did you become good at this?

EDUCACION

Became good at it by:

- 1. trial and error**
- 2. lectures**
- 3. practicing**
- 4. apprenticeship**
- 5. other**





What are the following...
1. Personal...
2. The...
3. The...
4. The...
5. The...

...
...
...
...
...

...
...
...
...
...

...
...
...
...
...

...
...
...
...
...

...
...
...
...
...

...
...
...
...
...





1 education

2 PI



1 education

2 PI

3 test




**better pay
attention!**

1 education

2 PI

3 test

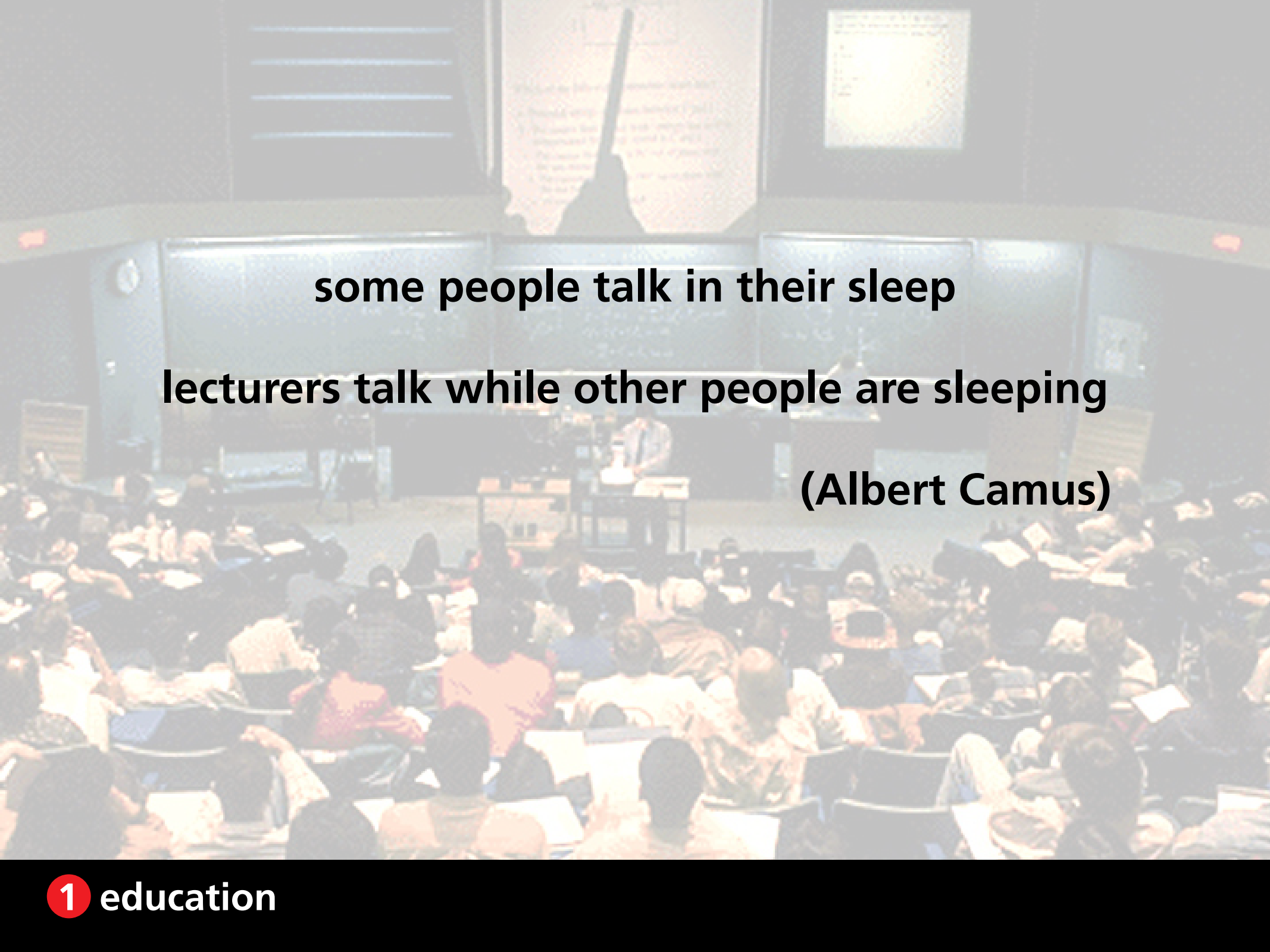
**What happens
in a lecture?**






A large lecture hall with a professor at a podium and students in the audience. The professor is standing at a podium on the stage, facing the audience. The audience is seated in rows of chairs, filling the lecture hall. The stage has a large screen behind the professor displaying text. The text on the screen is partially legible and appears to be a list of items or a document. The overall scene is a typical classroom or lecture hall setting.

some people talk in their sleep

A large lecture hall with a lecturer at a podium and a large audience of students sitting at desks. The room is dimly lit, and the audience is mostly seen from behind, looking towards the front. There are several large screens or whiteboards at the front of the room.

some people talk in their sleep
lecturers talk while other people are sleeping
(Albert Camus)





The result?

EDUCACION

Lack of learning

EDUCACION

Lack of learning

Lack of retention

not transfer but assimilation of information is key

EDUCACION



1 education

2 PI



1. transfer of information



1. transfer of information

2. assimilation of that information




1. transfer of information (in class)

2. assimilation of that information



1. transfer of information (in class)

2. assimilation of that information (out of class)



**Should focus
on THIS!**

1. transfer of information (in class)

2. assimilation of that information (out of class)



1. transfer of information (in class)

2. assimilation of that information (out of class)

- 
- 1. transfer of information (out of class)**
 - 2. assimilation of that information (in class)**

Peer



1. transfer of information (out of class)

2. assimilation of that information (in class)

INSTRUCTION

question

1 education

2 PI

question



think

question



think



poll

question



think



poll



discuss

question



think



poll



discuss



repoll

question



think



poll



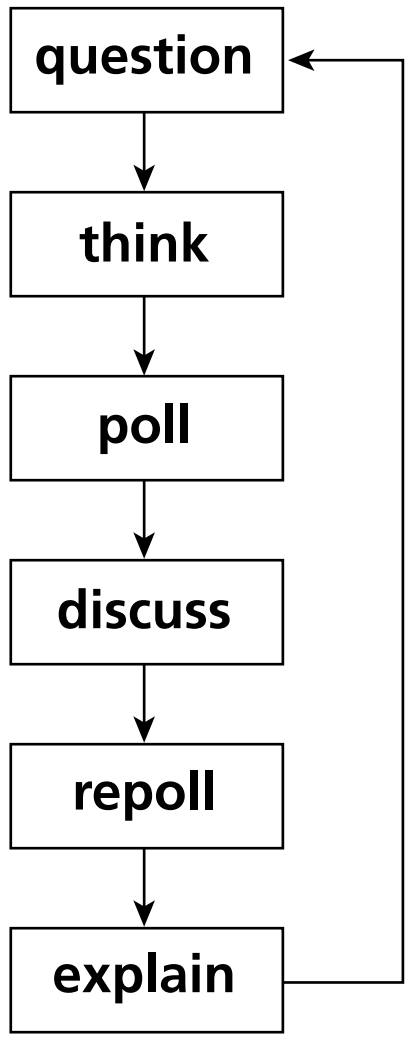
discuss

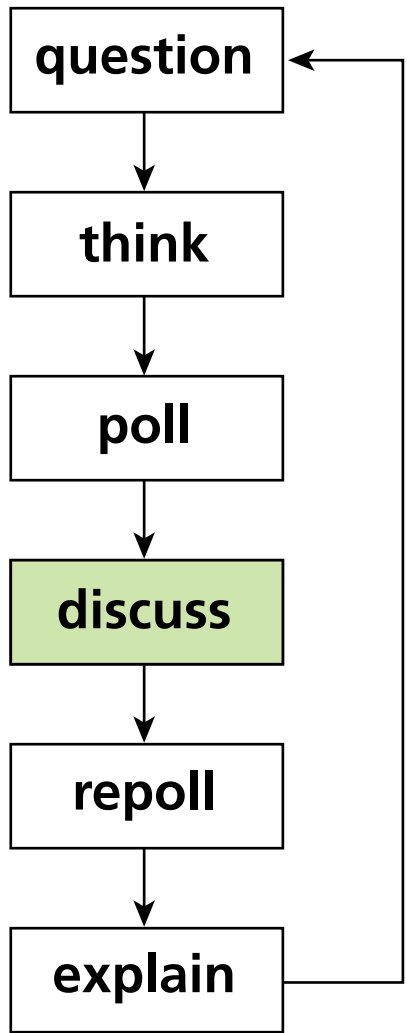


repoll



explain





1 education

2 PI

Let's try it!

QUESTION

think

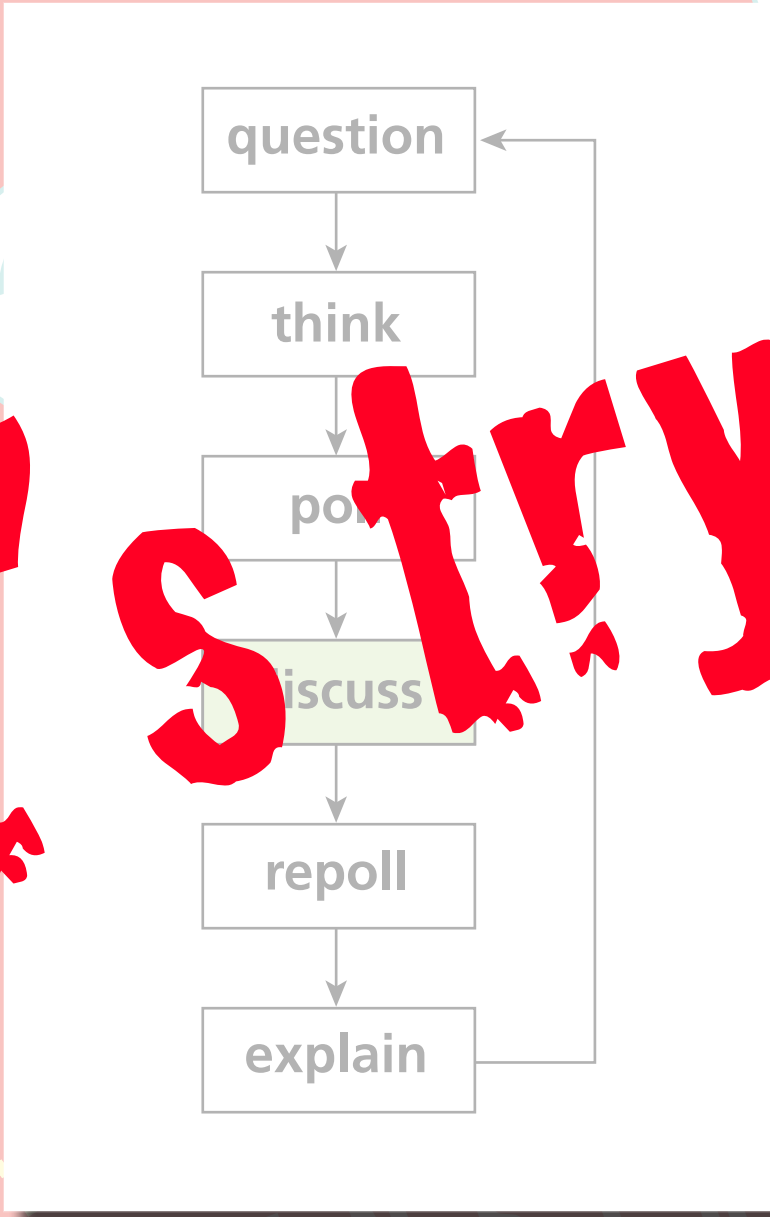
poll

discuss

repoll

explain

ACTION




1 education

2 PI


A photograph of a gravel path with a blue wavy line drawn on it, illustrating thermal expansion. The path is made of grey gravel and is bordered by green grass on both sides. The blue line is a thick, wavy line that follows the path's edge, showing how it would expand and contract with temperature changes. The text "thermal expansion" is overlaid on the path.

thermal expansion

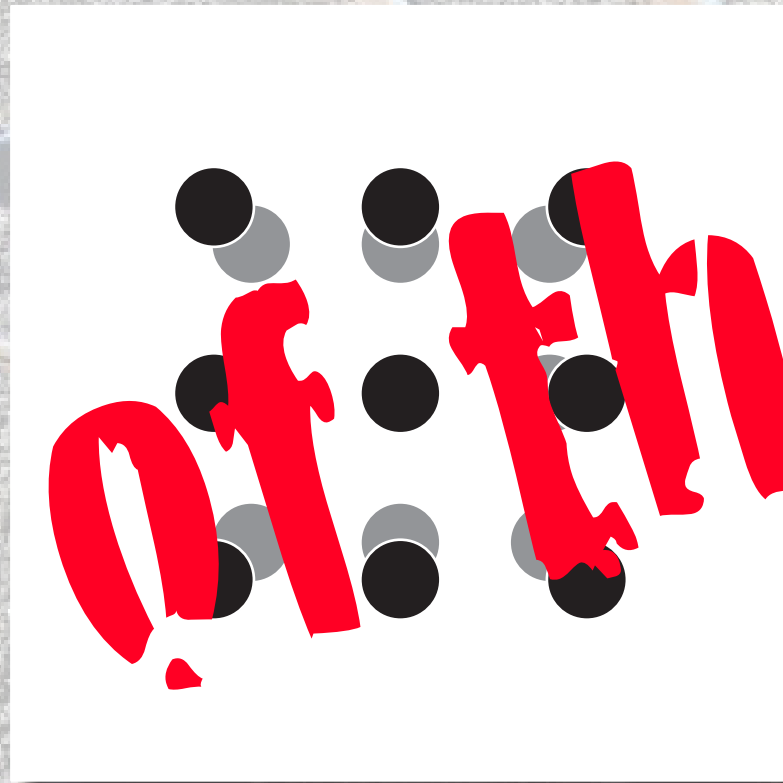


1 education

2 PI



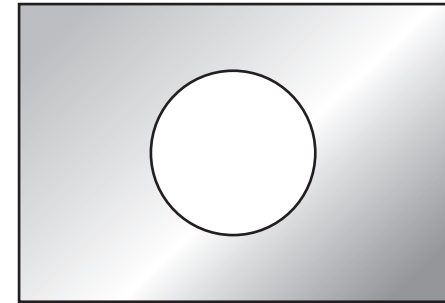
all of them!



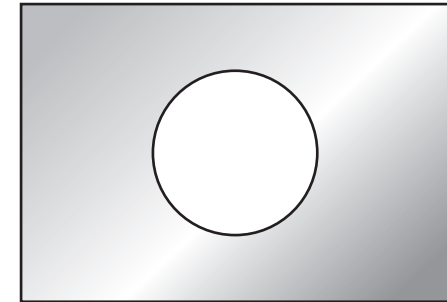
1 education

2 PI

**Consider a rectangular metal plate
with a circular hole in it.**



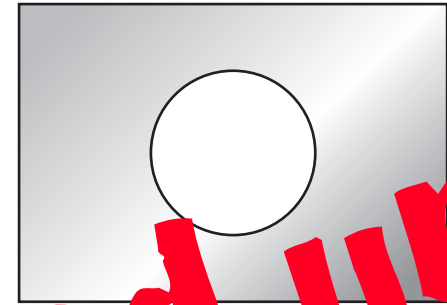
Consider a rectangular metal plate with a circular hole in it.



When the plate is uniformly heated, the diameter of the hole

- 1. increases.**
- 2. stays the same.**
- 3. decreases.**

Consider a rectangular metal plate with a circular hole in it.



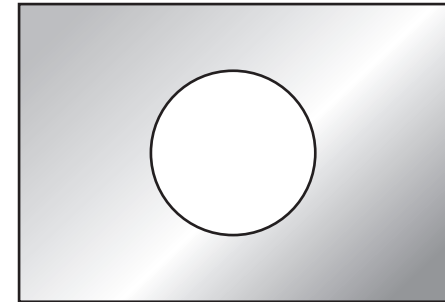
When the plate is uniformly heated, the diameter of the hole

1. increases.
2. stays the same.
3. decreases.

you got all fired up!

Consider a rectangular metal plate with a circular hole in it.

When the plate is uniformly heated, the diameter of the hole



- 1. increases.**
- 2. stays the same.**
- 3. decreases.**

Before I tell you the answer...

1 education

2 PI

3 test

Before I tell you the answer, let's analyze what happened.

1 education

2 PI

3 test

Before I tell you the answer, let's analyze what happened.

You...

Before I tell you the answer, let's analyze what happened.

You...

1. made a commitment

Before I tell you the answer, let's analyze what happened.

You...

- 1. made a commitment**
- 2. externalized your answer**

Before I tell you the answer, let's analyze what happened.

You...

- 1. made a commitment**
- 2. externalized your answer**
- 3. moved from the answer/fact to reasoning**

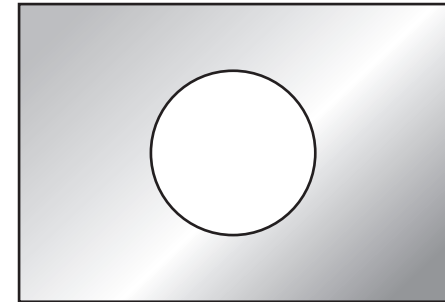
Before I tell you the answer, let's analyze what happened.

You...

- 1. made a commitment**
- 2. externalized your answer**
- 3. moved from the answer/fact to reasoning**
- 4. became emotionally invested in the learning process**

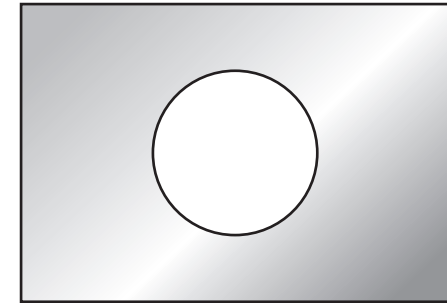
Consider a rectangular metal plate with a circular hole in it.

When the plate is uniformly heated, the diameter of the hole



- 1. increases.**
- 2. stays the same.**
- 3. decreases.**


Consider a rectangular metal plate with a circular hole in it.



When the plate is uniformly heated, the diameter of the hole

1. increases. ✓
2. stays the same.
3. decreases.


consider atoms at rim of hole



1 education

2 PI

3 test




1 education

2 PI

3 test

consider atoms at rim of hole




1 education

2 PI

3 test

consider atoms at rim of hole



consider atoms at rim of hole

you won't forget this



1 education

2 PI

3 test

Peer

back to PI

INSTRUCTION

1 education

2 PI

3 test

Peer
Greater learning gains

INSTRUCTION

1 education

2 PI

3 test

Peer
Greater learning gains

Better retention

INSTRUCTION

1 education

2 PI

3 test



1 education

2 PI

3 test

in a lecture, students...

1 education

2 PI

3 test

in a lecture, students...

1. don't pay utmost attention

1 education

2 PI

3 test

in a lecture, students...

1. don't pay utmost attention

2. think they know it

in a lecture, students...

- 1. don't pay utmost attention**
- 2. think they know it**
- 3. are not confronted with misconceptions**

in a lecture, students...

1. don't pay utmost attention

2. think they know it

3. are not confronted with misconceptions

false
sense of security



1 education

2 PI

3 test



an illusion.

1 education

2 PI

3 test



Education is not just about:

- **transferring information**
- **getting students to do what we do**

1 education

2 PI

3 test



Education is not just about:

- **transferring information**
- **getting students to do what we do**

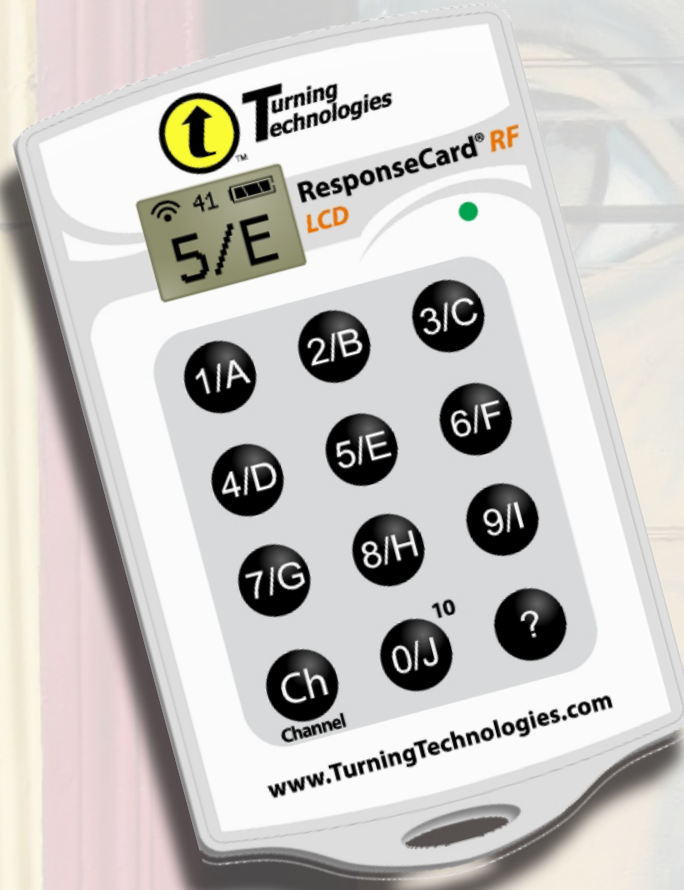
active participation a must!



Join now!

PeerInstruction.net

PLEASE RETURN YOUR CLICKER!



1 education

2 PI

3 test

Funding:

National Science Foundation

for a copy of this presentation:

mazur.harvard.edu

Follow me!



eric_mazur

Google™

Google Search

I'm Feeling Lucky

Google™

mazur

Google Search

I'm Feeling Lucky

Google™

mazur

Google Search

I'm Feeling Lucky

Google™

Google Search

I'm Feeling Lucky

Funding:

National Science Foundation

for a copy of this presentation:

mazur.harvard.edu

Follow me!



eric_mazur